

## EU Emissions Trading Scheme Summary Report on Applications to the New Entrant Reserve for Phase II of the Scheme (2008 - 2012)

**Date of this Report - 07 July 2011**

[Note that details concerning operation of the New Entrant Reserve can be found in the "Approved Phase II National Allocation Plan 2008 -2012" and on the DECC website.]

	<b>GQCHP</b>	<b>Main</b>	<b>Total</b>
<b>Reserve:</b>	<b>22,187,041</b>	<b>58,923,326</b>	<b>81,110,367<sup>[1]</sup></b>
Number of allowances requested <sup>[2]</sup>	10,782,622	72,043,316	82,825,938
No. applications received <sup>[3]</sup>	45	157	202
Number of allowances determined <sup>[4]</sup>	9,389,554	52,834,512	62,224,066
No. applications determined <sup>[3][5]</sup>	44	149	193
Number of allowances reserved <sup>[6]</sup>	9,350,757	52,410,964	61,761,721
No. applications for which allowances have been reserved <sup>[3][7]</sup>	42	143	185
Number of allowances allocated <sup>[8]</sup>	3,293,236	43,061,888	46,355,124
No. applications for which allowances have been allocated <sup>[3][9]</sup>	38	119	157

- [1] The initial reserve available to new entrants was 79,201,251 allowances (comprising of 27,487,041 GQCHP and 51,714,210 main reserve allowances), with an additional 2,400,000 allowances set aside in a Contingency Fund, giving a total reserve of 81,601,251 allowances. The Contingency Fund closed to applications on 31<sup>st</sup> December 2009 and the remaining balance of the fund (1,909,116 allowances) was then transferred into the NER Main reserve. 5,300,000 allowances were transferred from the GQCHP reserve to the main reserve on 3<sup>rd</sup> August 2010 on instruction from DECC.
- [2] The number of allowances requested in applications. This may not be the same as the eligible allocation as determined by the Regulator.
- [3] Where an application includes elements from the GQCHP reserve and the Main reserve this appears as 2 applications in the above table, i.e. it appears as an application against each reserve even though, in fact, it is a single application. Where an Operator has submitted multiple applications together, for example where there are different start dates in a project, these are counted as separate applications.
- [4] The number of allowances determined is the number of eligible allowances in those applications determined by the Regulator.
- [5] The number of applications determined that have resulted in the 'number of allowances determined'.
- [6] The number of allowances reserved is the number of allowances, out of the 'number of allowances determined', that have been reserved for the relevant applicants. This may be a smaller number than those 'determined' if either an application at a higher position in the queue has yet to be determined and so is preventing allowances determined lower down the queue from being 'reserved' or if the 'pot' has become exhausted at that time.
- [7] The number of applications that have resulted in the 'number of allowances reserved'.
- [8] The number of allowances allocated is the number of allowances, out of the 'number of allowances reserved', that have been allocated to the relevant applicants. Allowances are not allocated until the new entrant activity has commenced. The number allocated may be a smaller number than those 'reserved' as a result of a re-determination, e.g. if the actual start date of a project was later than the expected start date at the time of the application.
- [9] The number of applications that have resulted in the 'number of allowances allocated'.

## Allocated Allowances

The table below summarises those applicants who have been allocated allowances following notification of the commencement of their new entrant activities.

NER ID:	Permit ID:	Operator:	Installation:	Allowances allocated:
NER 2001	GB-ETS-W-30048	E.ON UK plc	Steven's Croft Power Station	478,568
NER 2002	GB-EA-ETCO2-0024	Knauf Insulation Ltd	Pont-y-Felin Insulation	74,029
NER 2003	GB-EA-ETCO2-1282	E.On UK plc	Enfield Power Station	177,597
NER 2004	GB-ETS-E-10013	Superglass Insulation Ltd	Superglass Insulation	6,218
NER 2005	GB-EA-ETCO2-1329	British Gypsum Ltd	East Leake Gypsum Works	169,830
NER 2006	GB-EA-ETCO2-1327	British Gypsum Ltd	Sherburn Gypsum Works	414,900
NER 2007	GB-EA-ETCO2-0245	RWE Npower	Fawley Power Station	3,340,309
NER 2008	DTI-5600	Talisman Energy (UK) Limited	Piper Bravo	258,863
NER 2009	GB-ETS-W-30031	Babcock Naval Services	HMNB Clyde	25,119
NER 2010	DTI-9700	Maersk Oil North Sea UK Ltd	Global Producer III	761,771
NER 2011	DTI-2700	Talisman Energy (UK) Limited	Montrose Alpha	93,384
NER 2012	DTI-3300	TOTAL E&P UK LTD	Elgin PUQ	108,350
NER 2013	GB-EA-ETCO2-1197	Intertissue Limited	Intertissue Limited	160,634
NER 2014	GB-EA-ETCO2-0588	British Sugar Plc	Bury St Edmunds Sugar Factory	72,293
NER 2015	GB-EA-ETCO2-0618	SembCorp Utilities (UK) Limited	SembCorp Utilities (UK) Limited Wilton Power Station	334,494
NER 2016	GB-EA-ETCO2-1146	Loughborough University	Loughborough University	4,730
NER 2018	GB-EA-ETCO2-1356	St Helens & Knowsley Hospitals (NHS) Trust	Whiston Hospital	50,276
NER 2019	GB-EA-ETCO2-0074	Cereal Partners UK	CPUK Bromborough	32,905
NER 2020	GB-ETS-0002-04	Quinn Glass Ltd	Quinn Glass	303,658
NER 2021	GB-EA-ETCO2-1387	Lafarge Plasterboard Ltd.	Lafarge Plasterboard Ltd - Ferrybridge	244,046
NER 2022a	GB-EA-ETCO2-1388	E.ON UK plc	Grain Power Station Unit 1	305,158
NER 2022b	GB-EA-ETCO2-1388	E.ON UK plc	Grain Power Station Unit 2	147,615
NER 2022c	GB-EA-ETCO2-1388	E.ON UK plc	Grain Power Station Unit 3	94,305
NER 2023	GB-EA-ETCO2-0364	Hanson Building Products Ltd	Measham	188,592
NER 2025a	GB-EA-ETCO2-1392	Severn Power Limited	Severn Power Limited	1,543,204
NER 2025b	GB-EA-ETCO2-1392	Severn Power Limited	Severn Power Limited	1,463,725

<b>NER ID:</b>	<b>Permit ID:</b>	<b>Operator:</b>	<b>Installation:</b>	<b>Allowances allocated:</b>
NER 2026a	GB-EA-ETCO2-153	RWE Npower	Didcot B Power Station GT51	130,330
NER 2026b	GB-EA-ETCO2-153	RWE Npower	Didcot B Power Station GT52	118,310
NER 2027a	GB-EA-ETCO2-1398	RWE Npower	Staythorpe Power Station (Unit 1)	1,740,343
NER 2027b	GB-EA-ETCO2-1398	RWE Npower	Staythorpe Power Station (Unit 2)	1,649,390
NER 2027c	GB-EA-ETCO2-1398	RWE Npower	Staythorpe Power Station (Unit 3)	1,582,925
NER 2027d	GB-EA-ETCO2-1398	RWE Npower	Staythorpe Power Station (Unit 4)	1,507,714
NER 2028	GB-EA-ETCO2-1320	Rockwool Ltd	Rockwool Bridgend	412,462
NER 2030	GB-EA-ETCO2-1390	Centrica Langage Ltd.	Langage Energy Centre	4,491,261
NER 2031	GB-EA-ETCO2-0592	BP Exploration and Production	Dimlington-Easington Shore Terminal	562,103
NER 2034a	GB-EA-ETCO2-1049	The University of Birmingham	The University of Birmingham Medical School	37,782
NER 2034b	GB-EA-ETCO2-1049	The University of Birmingham	The University of Birmingham Muirhead Tower	459
NER 2034c	GB-EA-ETCO2-1049	The University of Birmingham	The University of Birmingham Mason Hall	5,626
NER 2035	GB-EA-ETCO2-0025	Knauf Insulation Ltd	Ravenhead Insulation Works	1,868
NER 2038	GB-EA-ETCO2-1378	Tarmac Limited	Tunstead Cement	347,882
NER 2039	GB-EA-ETCO2-0035	Coryton Energy Company Ltd	Coryton Power Station	287,957
NER 2040	DTI-ETS1012	Nexen Petroleum U.K. Ltd.	Etterick	533,625
NER 2041	GB-EA-ETCO2-0146	Plasmore Ltd	Plasmore Ltd	78,498
NER 2042a	GB-EA-ETCO2-1393	South Hook LNG Terminal Company Ltd	South Hook LNG Terminal	567,610
NER 2042b	GB-EA-ETCO2-1393	South Hook LNG Terminal Company Ltd	South Hook LNG Terminal	495,497
NER 2043	GB-ETS-E-10038	Ahlstrom Chimside Ltd	Ahlstrom Chimside Ltd	13,963
NER 2044	GB-EA-ETCO2-1396	Marchwood Power Station Ltd	Marchwood Power Station	4,640,030
NER 2048	DTI-8400	Shell UK Ltd	Sean	299,510
NER 2049	GB-EA-ETCO2-0403	Thamesteel Ltd	Thamesteel Ltd	89,305
NER 2050	GB-ETS-E-10056	Serco Ltd.	Forth Valley Acute Hospital	33,565
NER 2051	DTI-5000	Nexen Petroleum U.K. Ltd.	Buzzard	1,136,427
NER 2053	GB-EA-ETCO2-1355	Novartis Vaccines and Diagnostics Ltd	Novartis Vaccines and Diagnostics Ltd	127,902
NER 2054	DTI-0400	Apache North Sea Ltd	Forties Alpha	162,633
NER 2056	DTI-3200	TOTAL E&P UK LTD	Alwyn North	289,252
NER 2057	DTI-1010	Venture North Sea Oil Ltd	Chestnut	156,187
NER 2058a	GB-EA-ETCO2-0578	Cargill plc	Cargill Trafford Park	320,027
NER 2058b	GB-EA-ETCO2-0578	Cargill plc	Cargill Trafford Park	132,376

<b>NER ID:</b>	<b>Permit ID:</b>	<b>Operator:</b>	<b>Installation:</b>	<b>Allowances allocated:</b>
NER 2059	GB-EA-ETCO2-1324	Total UK Ltd	Lindsey Oil Refinery	402,281
NER 2060	GB-EA-ETCO2-1412	Dragon LNG Limited	Dragon LNG Terminal	524,171
NER 2061	DTI-9250	Premier Oil ONS Ltd	Balmoral	44,733
NER 2062	GB-EA-ETCO2-1374	Harworth Power Limited	Stillingfleet Generation Site	221,322
NER 2063	GB-ETS-N-20027	Balcas Timber Limited	Balcas Invergordon	112,524
NER 2064a	GB-EA-ETCO2-1262	National Grid Grain LNG Limited	Isle of Grain LNG Installation	741,633
NER 2064b	GB-EA-ETCO2-1262	National Grid Grain LNG Limited	Isle of Grain LNG Installation	253,400
NER 2065	GB-EA-ETCO2-1225	Shell UK Ltd	Bacton	82,205
NER 2066	GB-EA-ETCO2-1352	Interserve (Facilities Management) Ltd	University College Hospital London	63,429
NER 2068	GB-EA-ETCO2-0517	Hydrocarbon Resources Limited	North & South Morecambe, Rivers	159,797
NER 2072	DTI-1000	Britannia Operator Ltd	Britannia	234,874
NER 2076	GB-EA-ETCO2-1431	Skanska Rashleigh Weatherfoil Ltd	Derby Hospitals NHS Foundation Trust	106,913
NER 2077	GB-EA-ETCO2-0389	University of Oxford	University of Oxford	6,933
NER 2078	GB-EA-ETCO2-1421	Skanska Rashleigh Weatherfoil Ltd	Energy Centre	2,379
NER 2079	GB-EA-ETCO2-1429	SSE Hornsea Ltd	SSE Hornsea Aldbrough Gas Storage	111,795
NER 2081	DTI-7000	CNR International (UK) Limited	Banff FPSO	41,091
NER 2082	DTI-5200	Marathon Oil UK Ltd	Brae Alpha	39,736
NER 2083	GB-EA-ETCO2-1267	Kingston Hospital NHS Trust	Kingston Hospital Engineering Services	13,340
NER 2084a	GB-EA-ETCO2-0618	SembCorp Utilities (UK) Limited	SembCorp Utilities (UK) Limited Wilton Power Station	1,094,937
NER 2084b	GB-EA-ETCO2-0618	SembCorp Utilities (UK) Limited	SembCorp Utilities (UK) Limited Wilton Power Station	210,647
NER 2086a	GB-EA-ETCO2-0027	Immingham CHP Limited Liability Partnership	Immingham CHP Power Station	1,751,652
NER 2087	DTI-5300	Marathon Oil UK Ltd	Brae Bravo	233,631
NER 2089	DTI-1000	Britannia Operator Ltd	Britannia	14,000
NER 2091	GB-EA-ETCO2-0749	The Leeds Teaching Hospitals NHS Trust	St James Hospital (excluding CHP)	10,509
NER 2092	GB-ETS-0020-04	AES Kilroot Power Ltd	AES Kilroot Power Ltd	82,677
NER 2094	GB-EA-ETCO2-1427	Murco Petroleum Ltd	Murco Petroleum Ltd	326,748
NER 2096	DTI-ETS-1013	EnQuest Dons Limited	West Don and Don SW	299,399
NER 2097	DTI-5400	Marathon Oil UK Ltd	East Brae	497,710
NER 2098	GB-EA-ETCO2-1472	Milford Energy Limited	Milford Energy CHP	538,778
NER 2099	DTI-4900	Maersk Oil North Sea UK Limited	Janice, James & Affleck	108,096

<b>NER ID:</b>	<b>Permit ID:</b>	<b>Operator:</b>	<b>Installation:</b>	<b>Allowances allocated:</b>
NER 2100	DTI-6400	BG International	Armada	120,585
NER 2101	DTI-6400	BG International	Armada	30,281
NER 2102	DTI-7900	Shell UK Ltd	Shearwater	202,428
NER 2105	DTI-6400	BG International (CNS) Ltd	Armada	223,171
NER 2106	GB-EA-ETCO2-0717	The Natural History Museum	Central Boilerhouse	17,174
NER 2107	GB-EA-ETCO2-0006	Rocksavage Power Company Limited	Rocksavage Power Station	227,763
NER 2108	GB-EA-ETCO2-1485	Universal Beverages Limited	Ledbury Cider Mill and Drinks Manufacturing Facility	179,836
NER 2109	GB-ETS-W-30012	UPM-Kymmene (UK) Ltd	UPM-Kymmene (UK) Ltd	369,332
NER 2086d	GB-EA-ETCO2-0027	Immingham CHP Limited Liability Partnership	Immingham CHP Power Station	801,489
NER 2110	GB-EA-ETCO2-1487	Skanska Rashleigh Weatherfoil Ltd	Sherwood Forest Hospitals NHS Trust	95,053
NER 2111	GB-EA-ETCO2-1489	Thames Water Utilities Ltd	Generation and Heating Facilities - Beckton	55,483
NER 2112	GB-EA-ETCO2-1305	Carillion Services Ltd	Queen Alexandra Hospital	26,553
NER 2113	GB-EA-ETCO2-1490	Maltby Colliery Ltd	Maltby Colliery	125,897
NER 2115	GB-EA-ETCO2-1428	Allen & Overy LLP	Allen & Overy LLP	53,816
NER 2116	DTI-1014	Premier Oil UK Ltd	Sevan Voyageur FPSO - Shelley	148,909
NER 2117	GB-EA-ETCO2-1335	CityWest Homes	PDHU PUMP HOUSE	33,818
NER 2118	DTI-1010	Venture North Sea Oil Ltd	Chestnut	13,233
NER 2119	GB-EA-ETCO2-1060	Cardiff and Vale NHS Trust	University Hospital of Wales	19,426
NER 2120	GB-EA-ETCO2-0458	United Lincolnshire Hospitals NHS Trust	Pilgrim Hospital	4,305
NER 2122	GB-EA-ETCO2-1504	Birmingham District Energy Company	Aston University Energy Centre	14,215
NER 2074a	GB-EA-ETCO2-1382	Elyo Industrial Ltd	Kellogs CHP plant	115,277
NER 2074b	GB-EA-ETCO2-1382	Elyo Industrial Ltd	Kellogs CHP plant	36,762
NER 2103a	GB-EA-ETCO2-0663	Dalkia Utilities Services	Energy Centre - Freeman Hospital	15,430
NER 2103b	GB-EA-ETCO2-0663	Dalkia Utilities Services	Energy Centre - Freeman Hospital	14,325
NER 2123	GB-EA-ETCO2-0628	Allied Glass Containers Ltd.	Allied Glass Containers Ltd. - Knottingley	72,005
NER 2126a	GB-EA-ETCO2-1504	Birmingham District Energy Company	Aston University Energy Centre	8,047
NER 2126b	GB-EA-ETCO2-1504	Birmingham District Energy Company	Aston University Energy Centre	15,633
NER 2127	GB-EA-ETCO2-1069	Guys and St. Thomas' NHS Trust	Guys Hospital	23,131
NER 2128	GB-EA-ETCO2-1067	Guys and St. Thomas' NHS Trust	St. Thomas' Hospital	23,131
NER 2129	GB-EA-ETCO2-1506	City Hospitals Sunderland NHS Foundation Trust	City Hospitals Sunderland NHS Foundation Trust	41,480

NER ID:	Permit ID:	Operator:	Installation:	Allowances allocated:
NER 2132a	GB-EA-ETCO2-0356	SmithKline Beecham PLC	Glaxo SmithKline - Worthing	12,539
NER 2133	DTI-9700	Maersk Oil North Sea UK Ltd	Dumbarton Field	208,849
NER 2134	DTI-9700	Maersk Oil North Sea UK Ltd	Lochranza	133,687
NER 2138	GB-EA-ETCO2-1497	Palm Paper Ltd	Saddlebow Paper Mill	243,186
NER 2139	GB-EA-ETCO2-1355	Novartis Vaccines and Diagnostics Ltd	Novartis Vaccines and Diagnostics Ltd	14,328
NER 2140	GB-ETS-0034-09	ContourGlobal Solution (Northern Ireland) Ltd	Knockmore Hill CHP Plant	82,173
NER 2141	DTI-5200	Marathon Oil U.K. Ltd	Brae Alpha	230,722
NER 2143a	GB-EA-ETCO2-1199	Northumbrian Water	Regional Sludge Treatment Centre	32,489
NER 2143b	GB-EA-ETCO2-1199	Northumbrian Water	Regional Sludge Treatment Centre	14,731
NER 2145a	GB-EA-ETCO2-0582	Aintree Hospitals NHS Trust	University Hospital Aintree	10,506
NER 2145b	GB-EA-ETCO2-0582	Aintree Hospitals NHS Trust	University Hospital Aintree	1,626
NER 2146	DTI-9250	Premier Oil ONS Limited	Balmoral FPV	9,950
NER 2148	GB-EA-ETCO2-1021	Preston Board & Packaging Ltd	Preston Board & Packaging	6,683
NER 2151b	GB-EA-ETCO2-1508	Dalkia Utility Services	Energy Centre	28,880
NER 2154	GB-EA-ETCO2-1548	SmithKline Beecham Ltd	GlaxoSmithKline Nutritional Healthcare Coleford	58,784
NER 2155a	GB-EA-ETCO2-1511	Utilities Services (Mediacity UK) Ltd	Peel Media City Tri gen Energy Centre	12,150
NER 2155b	GB-EA-ETCO2-1511	Utilities Services (Mediacity UK) Ltd	Peel Media City Tri gen Energy Centre	42,229
NER 2156	GB-EA-ETCO2-1490	Maltby Colliery Ltd	Maltby Colliery	15,482
NER 2158	GB-EA-ETCO2-1508	Dalkia Utility Services	Energy Centre	29,203
NER 2159	GB-EA-ETCO2-1021	Preston Board & Packaging Ltd	Preston Board & Packaging	8,314
NER 2169a	GB-EA-ETCO2-0074	Cereal Partners UK	CPUK Bromborough	44,754
NER 2169b	GB-EA-ETCO2-0074	Cereal Partners UK	CPUK Bromborough	37,976
NER 2170	GB-EA-ETCO2-1559	Rocpower Ltd	Commonside Lane, Rocpower	39,267
NER 2173a	GB-EA-ETCO2-1545	Cereal Partners UK	CPUK Staverton	44,285
NER 2173b	GB-EA-ETCO2-1545	Cereal Partners UK	CPUK Staverton	19,856
NER 2174	GB-EA-ETCO2-1545	Cereal Partners UK	CPUK Staverton	8,092
NER 2175	GB-EA-ETCO2-1490	Maltby Colliery Ltd	Maltby Colliery	10,274
NER 2160	GB-EA-ETCO2-0197	Glaxo Operations UK Limited	Ulverston site	11,369
NER 2161	GB-EA-ETCO2-1131	Medway NHS Trust	Medway Maritime Hospital Estates Department	6,494
NER 2163	GB-EA-ETCO2-1553	Balfour Beatty Workplace	PFI Hospital	17,187
NER 2164	GB-EA-ETCO2-0639	AstraZeneca UK Ltd	Boilerhouse	18,131

NER ID:	Permit ID:	Operator:	Installation:	Allowances allocated:
NER 2165	GB-EA-ETCO2-1337	Barking Havering and Redbridge Hospitals NHS Trust	PFI Hospital	24,460
NER 2166	GB-ETS-W-30007	GlaxoSmithKline PLC	GlaxoSmithKline, Irvine	19,407
NER 2167	GB-ETS-N-20028	Scottish Hydro - Electric Power Distribution Ltd	Arnish Point	8,821
NER 2176	GB-EA-ETCO2-1025	East Sussex Hospitals NHS Trust	Eastbourne District General Hospital	7,483
NER 2177	GB-EA-ETCO2-1515	COFELY East London Energy	Kings Yard CCHP Energy Centre	70,947
NER 2179	GB-EA-ETCO2-1388	E.ON UK plc	Grain CCGT-CHP Station	492,871
NER 2180	GB-ETS-W-30048	E.ON UK plc	Stevens Croft Renewable Energy Plant	4,786
NER 2178	GB-ETS-E-10020	GlaxoSmithKline	GlaxoSmithKline Montrose	5,433
				<b>46,355,124</b>

## Re-determined Applications

All applicants have a requirement imposed in their Notice of Determination to advise the relevant Regulator of any changes to the information submitted in their original application. Such changes might include later than planned start dates and/or changes to the capacity of new equipment. In addition, all Regulators regularly review the progress of NER applications, especially those that are near to or past their original planned start date.

Following notification of changes, applications are re-determined and where such changes result in a decrease in the number of allowances an application is eligible to receive, any surplus allowances that have previously been reserved will be tagged as unreserved and will be made available to the next application(s) waiting for allowances.

The table below summarises the number of allowances that have been made available for redistribution to the main reserve as a result of such re-determinations.

Date ALLOWANCES released	NUMBER OF Allowances released
05/05/2008	5,416,226
11/07/2008	188,023

<b>Date ALLOWANCES released</b>	<b>NUMBER OF Allowances released</b>
23/07/2008	1,852,277
11/08/2008	663
12/09/2008	3,435
28/10/2008	164,279
01/11/2008	36,278
20/11/2008	555
03/12/2008	109,519
06/12/2008	121,719
18/12/2008	102,217
03/01/2009	106,470
14/01/2009	9,104
30/01/2009	102,218
07/02/2009	106,470
24/02/2009	20
04/04/2009	553,895
11/04/2009	55,709
30/04/2009	398
09/05/2009	272,858
09/05/2009	230,880
09/05/2009	131,181
09/05/2009	61,218
23/05/2009	676,969
23/05/2009	676,969
23/05/2009	676,968
23/05/2009	676,969
23/05/2009	676,969

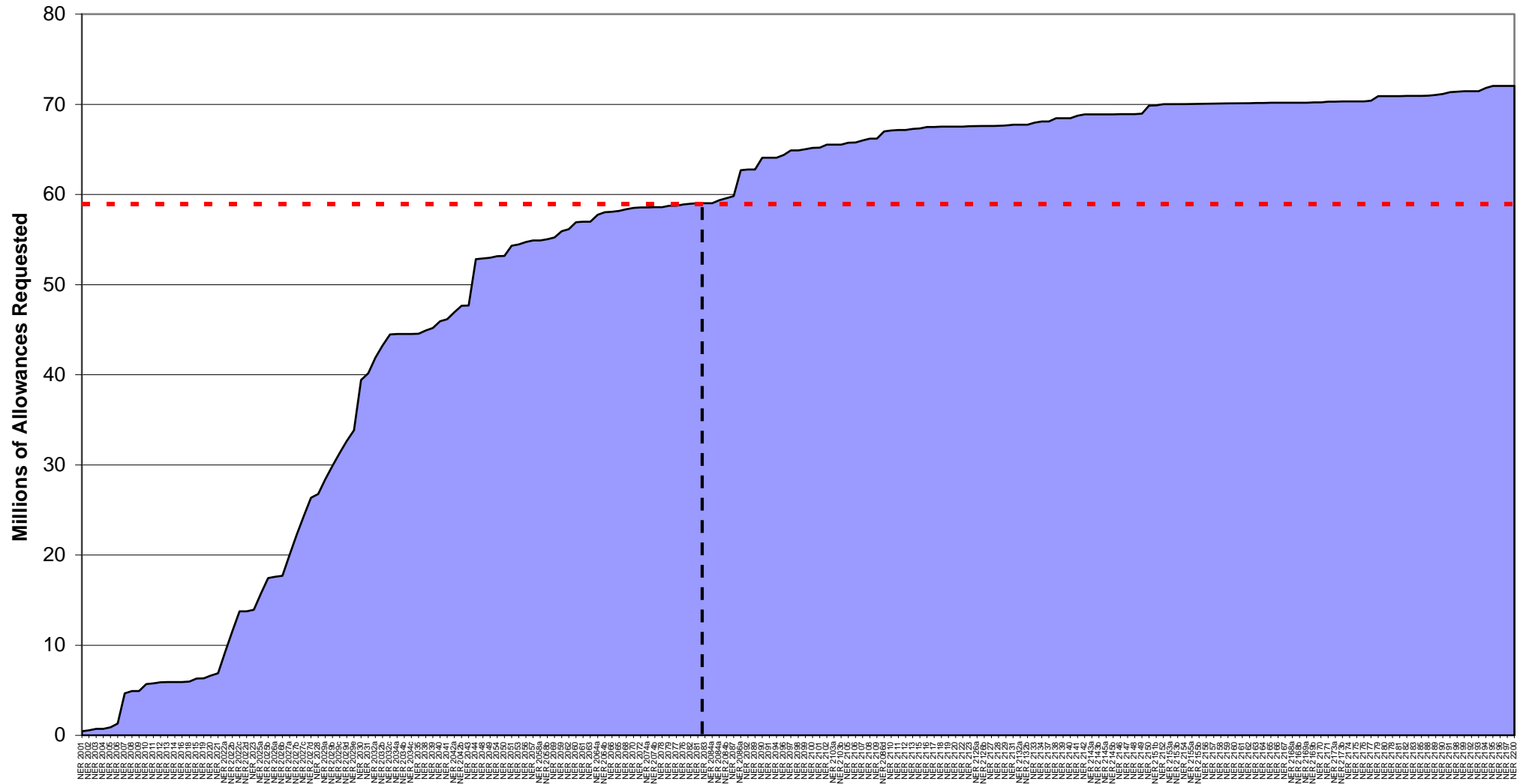
<b>Date ALLOWANCES released</b>	<b>NUMBER OF Allowances released</b>
09/06/2009	21
27/06/2009	46,416
27/06/2009	4,801
02/07/2009	18,384
11/07/2009	164,857
11/07/2009	88,481
15/07/2009	4,176
05/08/2009	8,195
07/08/2009	11,142
01/09/2009	19,023
11/09/2009	54,772
18/09/2009	18,941
04/09/2009	85,997
08/09/2009	172,280
08/09/2009	137,045
08/09/2009	145,495
03/10/2009	106,641
16/10/2009	13,926
06/11/2009	119,900
10/11/2009	42,418
15/12/2009	139,801
02/01/2010	663
02/01/2010	373
02/01/2010	287
16/02/2010	905,821
16/02/2010	834,710

<b>Date ALLOWANCES released</b>	<b>NUMBER OF Allowances released</b>
16/02/2010	763,599
02/03/2010	205,384
03/03/2010	131,548
03/03/2010	11,019
31/03/2010	130,714
08/04/2010	605
10/04/2010	1,108
10/04/2010	5,366
13/04/2010	122,000
23/04/2010	307,839
30/04/2010	290,349
30/04/2010	332,327
30/04/2010	356,814
30/04/2010	86,641
05/05/2010	47,896
19/06/2010	69,637
01/07/2010	243,402
03/07/2010	20,973
13/07/2010	17,554
13/07/2010	66,706
14/07/2010	84,762
14/07/2010	120,723
14/07/2010	102,051
21/07/2010	791,826
04/08/2010	89,526
05/08/2010	253,337
27/08/2010	43,727

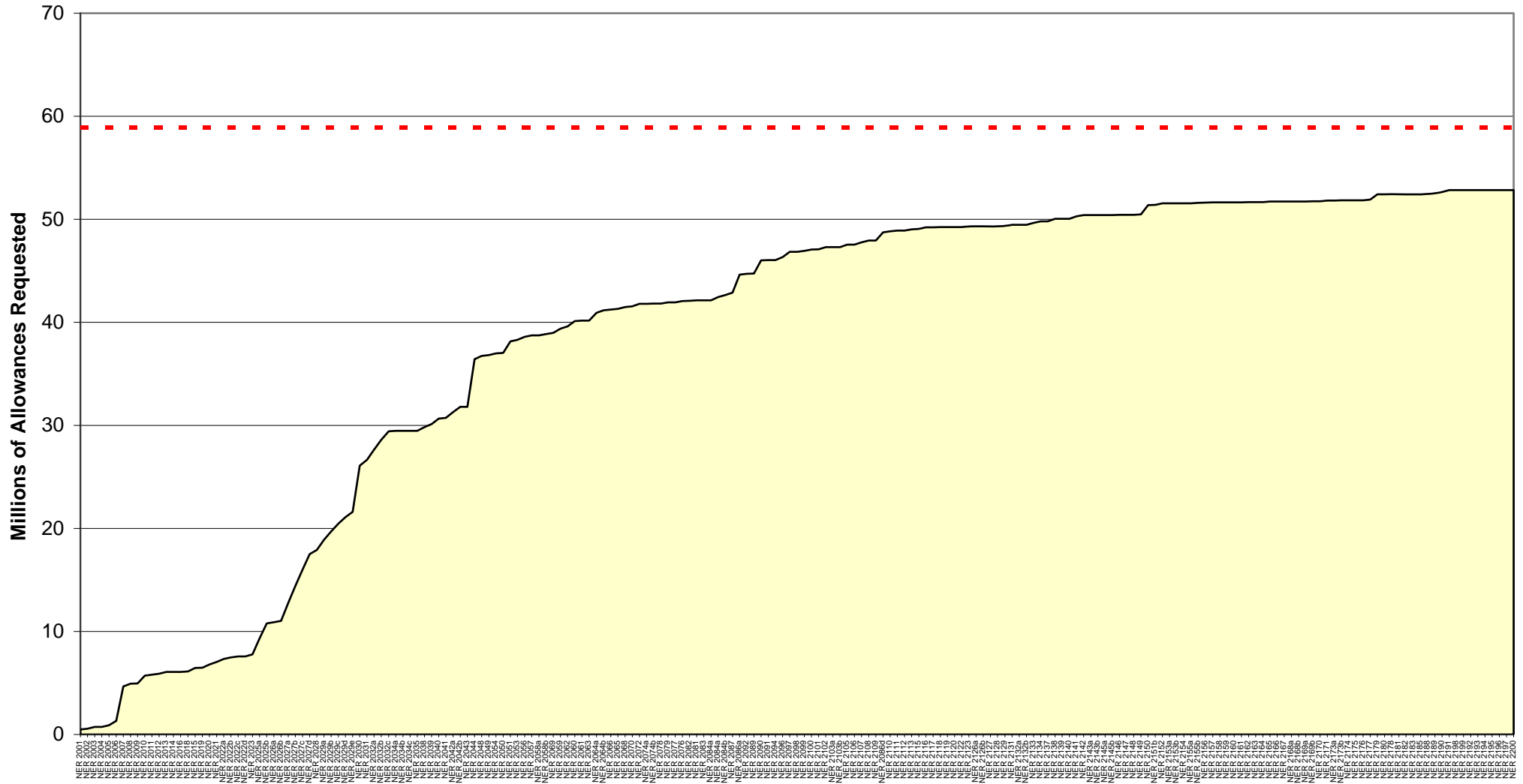
<b>Date ALLOWANCES released</b>	<b>NUMBER OF Allowances released</b>
27/08/2010	61,218
04/09/2010	179,053
04/09/2010	247,514
04/09/2010	238,737
08/10/2010	13,210
22/10/2010	75,211
26/10/2010	164
02/12/2010	1,021
20/01/2011	259,802
20/01/2011	152,721
20/01/2011	163,254
01/02/2011	197,778
15/06/2011	56,901
<b>TOTAL</b>	<b>22,499,039</b>

The following graphs show the cumulative number of allowances requested/determined against each NER application number. This will provide applicants with an indication of the position of their applications in the queue.

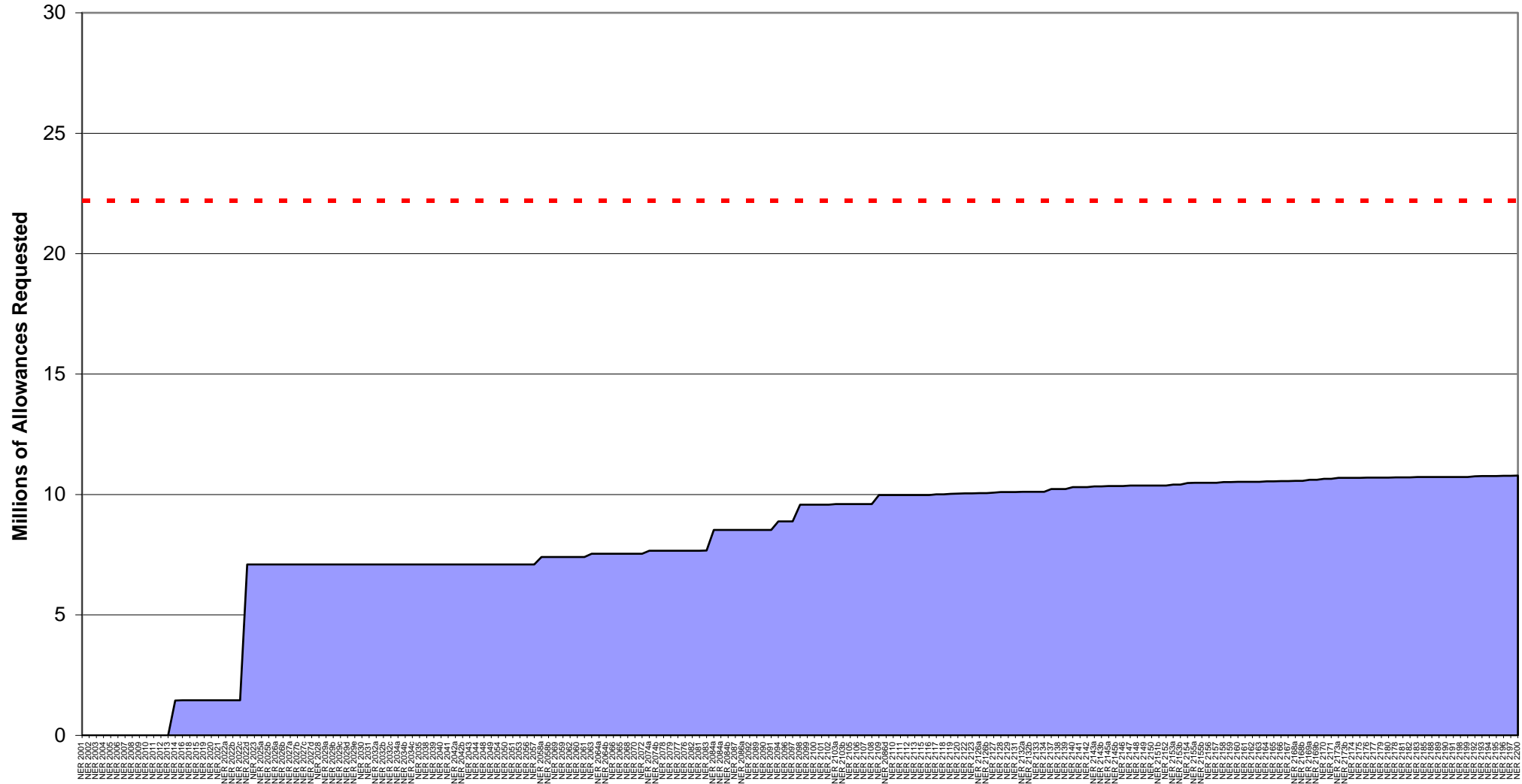
### Allowances Requested from Main NER Pot



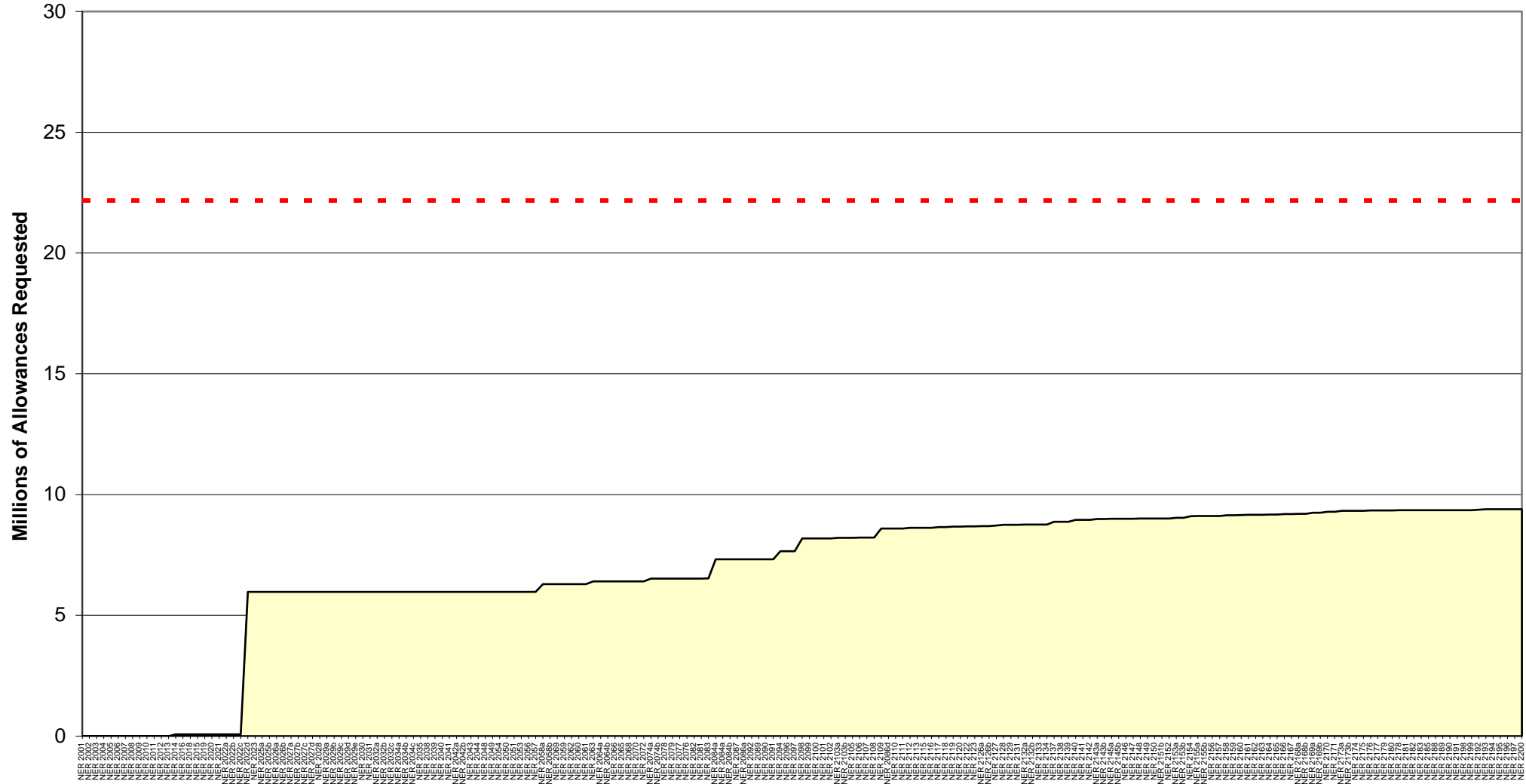
# Allowances Determined from Main NER Pot



# Allowances Requested from GQ CHP Pot



# Allowances Determined from GQ CHP Pot



### Total Eligible non-GQCHP Allowances vs Start Date (NER2001 - NER 2179)

